

The SEND Collection

2025



INTEGREX

www.integrex.co.uk

+44 1283 551551

sales@integrex.co.uk

Portwood Industrial Estate

Church Gresley

Swadlincote

Derbyshire

DE11 9PT

The SEND Collection




Contents

01 ABOUT US

02 THE IMAGINATE SUITE



11 INTERACTIVE SCREENS



23 INTERACTIVE SENSORY PANELS

27 INFINITY TILE

28 MOOD WAVE

29 SENSORY AIDS

30 AROMATHERAPY

31 HOW TO ORDER



SCAN HERE

ABOUT US

SINCE 1969

Integrex stands as a premier UK designer and manufacturer of cutting-edge, interactive electronic and IT products. Our innovative solutions cater to a diverse range of sectors including Education, Care, Retail and Corporate environments. By integrating advanced technology with user-centric design, we aim to enhance learning experiences, improve care quality, streamline retail operations and boost Corporate efficiency.



The products have been fantastic and have met the very complex needs of the pupils within the school.



Sandra Lee

DL Coordinator, Sherwood Park School



Our **FREE** personalised consultation will help us design the ideal Sensory Room and environment, meeting all your requirements. From Bubble Tubes and Sensory Lights to Soft Padding and Interactive options, our bespoke offering is perfect for those seeking a tailored solution.

All prices exclude VAT and Delivery

Scan the QR Code above to book your **FREE** room consultation to ensure you make the best use of your space and budget.



The Imagine Suite

What Makes The Imagine Suite?

We designed The Imagine Suite software to provide an engaging, customisable and interactive platform for use on the SENSE Range of Interactive Projection. Its purpose is to enhance user engagement, foster creativity and promote physical, cognitive and social well-being through over **500** pre made activities and user generated content.



YouTube Resources

Seamless access to pre-selected Educational YouTube videos, fostering engaging and interactive learning experiences.



Educational

Maths and Phonics content included for Key Stages 1 & 2.



Ease of Use

Controlled with a single Remote and featuring an intuitive interface, the Imagine Suite is thoughtfully designed to make creating your own activities effortless and enjoyable.



Storybook

Create interactive visual stories enhancing creativity and storytelling.



Measured Outcomes

The Imagine Suite enables the tracking of measured outcomes, providing valuable insights into engagement progress and achievements for users.



Talk Out Loud

The Imagine Suite can read aloud any text displayed in an activity, enhancing accessibility and engagement for all users.




Personalisation

With the Imagine Suite, you can personalise activities by adding your own media and creating individual user profiles for a tailored experience.



Interactivity

Activities like Splat, Ball games and the Interactive Fishpond encourages movement, improve cognitive functions and provide sensory feedback.



Create Once

The Creative Suite allows you to share your interactive resources with ALL devices connected to your account.



Instant Activity Wizard

A simple quick way of creating personalised activities by downloading content to an external Memory Stick and plugging into the USB Slot.



Realtime Adjustment

Using the Remote to instantly increase the speed and difficulty of certain activities.

The Four Areas of SEND

In the SEND Code of Practice, there are four broad areas of Special Educational Needs that should be identified and focused on within Educational settings. The Imagine Suite has been thoughtfully designed with these four areas as core principles, ensuring they are addressed through more than 500 integrated activities.

Communication and Interaction

250+

We have carefully designed over 250 combined activities to support users with Speech, Language and Communication (SLC) Needs, offering activities that range from Phonics development to group-based interaction.



Cognition and Learning

280+

We have developed over 280 combined activities to support users with Cognition and Learning (CL) Needs, featuring activities such as Phonics to aid with Dyscalculia and word searches to assist with Dyspraxia.



Social, Emotional and Mental Health

280+

We have created over 280 combined activities to support users with Social, Emotional and Mental Health (SEMH) needs, including activities like Painting to promote concentration and group tasks to foster social interaction.



Physical and/or Sensory Needs

300+

We have developed over 300 combined activities to support users with Physical and Sensory Needs, featuring activities such as card games to enhance gross motor skills and storybooks to promote engagement.



The Imagine Suite exemplifies how technology can address the unique challenges faced by individuals with Special Needs. It creates environments that promote independence, relaxation and meaningful interaction, benefiting not only the users but also their families and caregivers.

SENse Interactive Projection

The Benefits



Enhanced Engagement and Motivation

SENse Interactive Projection captures attention through bright visuals, dynamic effects and gamified activities, making learning enjoyable and encouraging active participation. This helps learners stay focused and motivated.

Develops Communication and Social Skills

By promoting group activities and collaboration, SENse Interactive Projection fosters social interaction and teamwork. It also encourages decision-making and self-expression, which supports communication development.



Provides Sensory Stimulation and Regulation

Customisable sensory experiences help create calming or stimulating environments tailored to individual needs. This can be particularly beneficial for learners with sensory processing challenges.

Builds Motor and Cognitive Skills

Interactive activities require physical movement, improving fine and gross motor skills and coordination. They also stimulate cognitive development through problem-solving, critical thinking and memory-enhancing tasks.



Tailors Learning to Individual Needs

Content can be adapted to suit each learner's abilities, pace and goals, making SENse Interactive Projection a highly inclusive tool. Its versatility allows for cross-curricular applications, supporting a range of subjects and skills.

Promotes Inclusion and Accessibility

SENse Interactive Projection tools are designed to be accessible, ensuring all learners, regardless of ability, can participate. They create an inclusive environment that fosters meaningful interactions and a sense of belonging.



SENse Interactive Projection is ideal for Sensory Rooms, Classrooms and Therapy settings, offering a safe, stimulating and transformative way to support individuals with SEN in reaching their full potential.

SENse Flex+



SCAN HERE



Accessible

The Flex+ ensures accessibility with electronic height adjustability and supports Interactive Projection on Walls, Floors and Tables.



Imagine Suite

Complete with the Imagine Suite, offering a wide range of interactive activities and customisation options when using the **FREE** Creative Suite. **Learn more on page 2**



Augmented Reality

Activate augmented reality mode for a magic mirror effect, immersing yourself from a distance. Step back, see yourself in the activity and interact with engaging experiences.



Multi Player

The Flex+ encourages larger group activities with a bright and expansive projection area of up to 2.9m x 2.2m.



Hand Tracking

The Flex+ uses advanced contactless hand-tracking technology, you can control activities from a distance. Simply move your hands to engage with a range of interactive experiences.



Price From
£7995
+VAT

Enhancements

Imagine Pro
+ £300



SENse Flex



SCAN HERE



Accessible

The Flex ensures accessibility with electronic height adjustability and supports Interactive Projection on Floors and Tables.



Imagine Suite

Complete with the Imagine Suite, offering a wide range of interactive activities and customisation options when using the **FREE** Creative Suite. **Learn more on page 2**



Movement Tracking

Movement tracking for Interactive Projection detects even the slightest movements, allowing users with minimal mobility to engage in activities. This technology enables individuals to interact with the projection through subtle gestures or motions, providing an inclusive and accessible experience that encourages participation, sensory stimulation and movement.



Multi Player

The Flex encourages larger group activities with a bright and expansive projection area of up to 2.9m x 2.2m.

Enhancements

Imagine Pro
+ £300

Price From
£5995
+VAT



SENse Mini



SCAN HERE



Portable

The Flex Mini is Portable, innovative and exciting! This mobile, lightweight option turns any space into a magical Sensory Floor Projection, capturing the attention of all ages.



Movement Tracking

Movement tracking for Interactive Projection detects even the slightest movements, allowing users with minimal mobility to engage in activities. This technology enables individuals to interact with the projection through subtle gestures or motions, providing an inclusive and accessible experience that encourages participation, sensory stimulation and movement.



Imagine Suite

Complete with the Imagine Suite, offering a wide range of interactive activities and customisation options when using the **FREE** Creative Suite. **Learn more on page 2**



Multi Player

The Flex Mini can be used for one-on-one or smaller group sessions with a projection size of 1.2m x 0.9m.


SENse Flex Mini



Price From
£4500
+VAT

Enhancements

Imagine Pro
+ £300



SENse Micro



SCAN HERE



Accessible

The Micro ensures accessibility with its optional Trolley and supports Interactive Projection on Walls, Floors, Tables and non interactive Ceiling projection.



Imagine Suite

Complete with the Imagine Suite, offering a wide range of interactive activities and customisation options when using the **FREE** Creative Suite. **Learn more on page 2**



Movement Tracking

Movement tracking for Interactive Projection detects even the slightest movements, allowing users with minimal mobility to engage in activities. This technology enables individuals to interact with the projection through subtle gestures or motions, providing an inclusive and accessible experience that encourages participation, sensory stimulation and movement.



Multi Player

The SENse Micro encourages group interaction or can be used on a one-to-one basis easily moved from room to room.



Portable Pro

Battery-powered Interactive Projection offers the flexibility to be used anywhere, without the need for a power outlet, making it ideal for portable and adaptable therapeutic sessions in various environments.

Enhancements

Imagine Pro

+ £300

Portable Stand

+ £300

Portable Pro Stand

+ £1150

Price From

£2695

+VAT



SENse Tile



SCAN HERE



Easy Installation

The SENse Tile is a seamless addition to a suspended Ceiling, an unobtrusive and user friendly Interactive Floor without the need for a complex installation.



Imagine Suite

Complete with the Imagine Suite, offering a wide range of interactive activities and customisation options when using the **FREE** Creative Suite. **Learn more on page 2**



Movement Tracking

Movement tracking for Interactive Projection detects even the slightest movements, allowing users with minimal mobility to engage in activities. This technology enables individuals to interact with the projection through subtle gestures or motions, providing an inclusive and accessible experience that encourages participation, sensory stimulation and movement.



Multi Player

The SENse Tile encourages larger group activities with a bright and expansive projection area of up to 2.6m x 1.7m.



Price From
£4995
+VAT

Enhancements

Imagine Pro
+ £300



SENse Air



SCAN HERE



Easy Installation

The SENse Air is a seamless addition to a suspended Ceiling, an unobtrusive and user friendly Interactive Floor without the need for a complex installation.



Imagine Suite

Complete with the Imagine Suite, offering a wide range of interactive activities and customisation options when using the **FREE** Creative Suite. **Learn more on page 2**



Movement Tracking

Movement tracking for Interactive Projection detects even the slightest movements, allowing users with minimal mobility to engage in activities. This technology enables individuals to interact with the projection through subtle gestures or motions, providing an inclusive and accessible experience that encourages participation, sensory stimulation and movement.



Multi Player

The SENse Air encourages larger group activities with a bright and expansive projection area of up to 2.2m x 1.7m.

Enhancements

Imagine Pro
+ £300

Price From
£4995
+VAT



Interactive Screens

The Benefits



Flexible Positioning

The Visilift+ and The Serene are designed to provide easy access to Interactive Screens for individuals with mobility challenges. Their innovative tilting mechanisms enable seamless adjustment, ensuring that users, whether in Wheelchairs or lying in a prone position, can comfortably engage with the Screen from various angles.

Enhanced Engagement

The adjustable Screen encourages participation in Education, therapeutic and recreational activities, ensuring all users can interact comfortably.



Interactive Technology

The Visilift+ and The Serene provide endless possibilities for creative and cognitive development, thanks to their intuitive touch capabilities and compatibility with a wide range of software. The multi-touch feature ensures that users can interact with the Screen seamlessly, even when leaning on it, offering both support and functionality without compromising the user experience.

Portability

The mobile design ensures that The Serene and The Visilift+ can be easily moved between rooms, providing accessibility and a shared resource wherever it is needed.



Engagement and Focus

Interactive features encourage active participation, promoting concentration and cognitive development.

Durability and Stability

Built with a robust frame, ensuring the device is reliable for both individual and group use in various environments, including Healthcare and Education settings.



The Visilift+ and The Serene exemplify how technology can address the unique challenges faced by individuals with Special Needs. Together, they create environments that promote independence, relaxation and meaningful interaction, benefiting not only the users but also their families and caregivers.

VisiLift+



SCAN HERE



Accessible

The VisiLift+ ensures accessibility with electronic height adjustability and multipoint lockable tilt.



Imagine Suite

Complete with the Imagine Suite, offering a wide range of interactive activities and customisation options when using the **FREE Creative Suite**. **Learn more on page 2**



Flexibility

The VisiLift+ features an integrated Windows 11 Computer, 55" or 65" Screen options, and customisable software packages, offering a flexible all-in-one solution for Education and Therapy.



Multi Player

The VisiLift+ encourages group activities with its 20 point Multi Touch Screen.



Impact Resistant

The VisiLift+ is equipped with a 7H hardness-rated Screen, ensuring durability and resistance to scratches and damage.

Enhancements

NUITEQ Campfire
+ £500

Inclusive Classmate
+ £500

Price From

£5495

+VAT



Serene



SCAN HERE



Accessible

The Serene ensures accessibility with electronic height adjustability, various tilt and swivel options.



Imagine Suite

Complete with the Imagine Suite, offering a wide range of interactive activities and customisation options when using the **FREE Creative Suite**. **Learn more on page 2**



Flexibility

The Serene features an integrated Windows 11 Computer, 24" Screen and customisable software packages, offering a flexible all-in-one solution.



Multi Player

The Serene is an ideal Screen for one-on-one sessions or smaller groups with its multi touch capability.



Portable Pro

Battery-powered Interactive Screen offers the flexibility to be used anywhere, without the need for a power outlet, making it ideal for portable and adaptable therapeutic sessions in various environments.



Price From

£3700

+VAT

Enhancements

Portable Pro

+ £850

NUITEQ Campfire

+ £500

Inclusive Classmate

+ £500



Sensory Rooms



SCAN HERE

Our **FREE** personalised consultation will help us design the ideal Sensory Room and Environment, meeting all your requirements. From Bubble Tubes and Sensory Lights to Soft Padding and Interactive options, our bespoke offering is perfect for those seeking a tailored solution.



Multi Sensory

Engages multiple senses at once to support individuals in their development, relaxation and well-being.




Bedroom

A calming and therapeutic environment to support relaxation, emotional regulation and sensory processing.



Calming

A specialised space designed to help individuals relax and regulate their sensory responses. The room is typically used to reduce stress, anxiety and overstimulation.



Soft Play

Combines Soft Play equipment with sensory stimulation to provide a safe and engaging environment for individuals, particularly children, to explore and interact.



Interactive

A specially designed space that uses Interactive Technologies and sensory stimuli to engage individuals in a variety of sensory experiences. The goal is to promote sensory exploration, emotional regulation, learning and development through hands-on engagement.



Sensory Integration

Specialised space designed to support Sensory Integration Therapy, a therapeutic approach used to help individuals process and respond to sensory information more effectively.



Hybrid

Combines elements of both traditional Sensory Rooms and Interactive Technologies, offering a versatile space that can cater to a wide range of sensory and developmental needs.

Scan the QR Code above to book your **FREE** room consultation to ensure you make the best use of your space and budget.



Multi Sensory



SCAN HERE

A Multi-Sensory Room provides a controlled, Immersive Environment designed to stimulate or calm the senses. It is beneficial in various Therapeutic, Educational and Relaxation contexts.

The Key Benefits Include



Sensory Stimulation

Multiple senses, foster engagement and responsiveness. Encourages exploration and sensory processing in individuals with sensory integration difficulties.



Stress Reduction

Calming lights, sounds and tactile experiences help reduce Anxiety and Stress.



Improved Focus and Attention

Provides a structured environment for attention building activities. Multi Sensory Rooms are beneficial for those with ADHD, Autism or learning disabilities to improve concentration.



Emotional Regulation

Helps Individuals identify and manage emotions by providing a space to decompress, beneficial for Children and Adults struggling with Emotional Dysregulation.



Sensory Integration



SCAN HERE

Sensory Integration Rooms are spaces designed to help individuals process and respond to sensory stimuli more effectively. These Rooms are tailored to support Therapy, Education and Relaxation for people with sensory processing difficulties, Autism, ADHD and other developmental or neurological conditions.

The Key Benefits Include



Improves Motor Skills

Encourages physical activities that develop fine and gross motor skills, such as balancing, jumping or manipulating objects. They support coordination, body awareness and spatial orientation.



Tailored

Can be customised with sensory-rich or sensory calming tools based on the user's unique requirements. Supports Therapists in delivering personalised interventions for diverse needs.



Promotes Self-Regulation

Assists individuals in recognising and managing their sensory needs. Helps reduce overstimulation or under stimulation by providing calming or alerting activities as needed.



Sensory Processing

Helps individuals with sensory processing disorders better interpret and respond to sensory input. Improves the ability to organise sensory information from touch, sight, sound, movement and body awareness.




Calming



SCAN HERE

Calming Rooms, also known as Sensory Calming Spaces or Quiet Rooms, are designed to provide a peaceful environment for individuals to de-escalate, relax and regain emotional balance. They are commonly used in Schools, Therapy Centres, Workplaces and Homes for people of all ages.

The Key Benefits Include



Prevents Escalation

Provides an outlet to reduce the intensity of emotional outbursts. Helps avoid conflicts or disruptive behaviours by offering a proactive solution.



Improved Mental Health

Promotes relaxation and mindfulness, which can alleviate Anxiety, Depression, or heightened stress levels. Offers a non-judgmental space where individuals feel supported.




Safe Environment

Creates a secure space for those experiencing trauma, emotional crises, or mental health challenges. Reduces risk of harm to themselves or others.



Emotional Regulation

Provides a safe and quiet environment for individuals to calm down, process emotions and regain control during stressful or overwhelming situations.



Sensory Bedrooms



SCAN HERE


Sensory Bedrooms are calming spaces designed for individuals with sensory sensitivities, like Autism, ADHD or Anxiety. They feature soft lighting, weighted blankets, soothing textures and white noise to reduce overstimulation and promote restful sleep and well-being.

The Key Benefits Include



Neurodiverse Needs

Tailored for individuals with Autism, ADHD, or other sensory sensitivities, offering features that meet specific sensory preferences. Encourages independence.



Reduces Overstimulation

Provides a controlled environment where sensory input can be tailored to the individual's needs, reducing feelings of overwhelm. Creates a predictable and safe space that promotes relaxation.



Relaxation/Focus

Helps individuals unwind and transition from a busy or overstimulating day to a peaceful state of mind. The structured environment supports focus and calmness, even beyond bedtime.



Overall Well-Being

Aids in reducing the physical and mental effects of Stress by offering a restorative environment. Enhances comfort and safety, and a sense of security, contributing to overall happiness.



Interactive



SCAN HERE

An Interactive Sensory Room engages the senses with immersive elements like Bubble Tubes, Light Panels and Tactile Walls. Designed for exploration, relaxation or stimulation, it promotes active participation and is ideal for neurodiverse individuals, sensory challenges or stress relief.

The Key Benefits Include



Sensory Exploration

Provides a safe environment where individuals can explore various sensory inputs at their own pace. Helps build sensory processing skills by offering diverse stimuli in a controlled setting.



Therapy and Development

Assists in therapies for individuals with Autism, ADHD, sensory processing disorders or developmental delays, helping improve fine and gross motor skills, coordination and focus.



Fosters Creativity and Play

Stimulates imagination and curiosity by offering interactive and immersive experiences. Encourages exploratory play, which supports problem-solving and creative thinking.



Emotional Regulation

Allows users to self-soothe and calm down by interacting with elements designed for relaxation, such as calming lights or gentle sounds. Offers an outlet for energy release and stress reduction, helping individuals regain focus and emotional balance.



Hybrid



SCAN HERE

A Hybrid Sensory Room combines traditional sensory elements with advanced Interactive Technologies to create a dynamic and versatile environment. Traditional features like Tactile Walls, Sensory Swings are integrated with modern technologies such as Interactive Light Panels and Virtual Reality Systems.

The Key Benefits Include



Supports Diverse Users

Serves individuals of all ages and abilities, including those with Autism, ADHD, Sensory processing challenges or Anxiety. Customisable making it inclusive and versatile.



Therapeutic Benefits

Advanced technologies, can be used for targeted therapies and skill building exercises. Provides opportunities for Therapists to create personalised interventions using both traditional and digital tools.



Sensory Development

Helps improve sensory processing skills by combining tactile, visual, auditory and movement based stimuli in innovative ways. Supports therapies for sensory integration, motor skills and cognitive development.



Emotional Regulation

Calming features like soft lighting and traditional sensory tools help reduce stress and promote relaxation. Interactive elements allow users to channel energy productively and regain emotional balance.



Immersive Classroom



SCAN HERE

Our Immersive Classrooms create captivating, multi-sensory environments for relaxation, therapy and learning. Ideal for Schools, they transform lessons with interactive projections, dynamic visuals and soundscapes. Customised to fit your space and budget, they offer a unique and engaging experience.



Imagine Suite

Complete with the Imagine suite, offering a wide range of interactive activities and customisation options when using the **FREE** Creative Suite.

Learn more on page 2



Integrated Effects

Integrate with sensory effects, enabling advanced features such as Aromatherapy and wind effects to elevate the immersive experience.



Enhanced Experiences

Bring lessons to life with immersive visuals and interactive elements, making complex topics more engaging and easier to understand. Supports diverse learning styles by combining visual, auditory and tactile stimuli to create a multi-sensory educational experience.



Future-Ready Technology

Keeps Schools at the forefront of modern education by integrating cutting-edge teaching methodologies and sensory engagement tools, designed to enrich learning experiences and inspire both Students and Educators.



Versatile

Perfect for mainstream Schools, it can be tailored to suit any curriculum, from virtual field trips in Geography, to interactive quizzes and story telling sessions. Teachers can design dynamic and memorable lessons that captivate Students and encourage participation.



Engagement and Retention

Engages students actively in the learning process, making lessons more exciting and memorable, which leads to improved knowledge retention. Captures attention and reduces Classroom distractions by creating a fully immersive environment.



Customisable

The Immersive Room offers a scalable solution, allowing rooms to be customised to fit your space and financial constraints without compromising quality or impact. Update and expand overtime, ensuring long-term value and relevance.

Immersive Spaces



SCAN HERE

Transform Your Classroom into a Dynamic Learning Environment.

Imagine a Classroom where Walls and Floors come to life, responding seamlessly to movement and touch, creating an unforgettable, fully immersive experience for every Student. The Integrex Immersive Classroom redefines flexibility, supporting up to seven interactive surfaces that can adapt to any lesson or subject.

At its core is the latest in advanced tracking technology. The Floor utilises cutting-edge movement tracking, making every step a part of the learning journey, while Walls feature predictive hand-tracking, responding instantly to gestures for an intuitive and interactive experience.



Picture this: As Students explore a virtual Rainforest, the Floor transforms into a vibrant Jungle path that reacts to their footsteps, complete with the sounds of rustling leaves and distant bird calls. Meanwhile, the Walls come alive with interactive projections of exotic animals, allowing Students to reach out and uncover fascinating facts with a simple wave of their hands.

The system's versatility caters to all subjects, from creating a Solar System walkthrough in Science to interactive storytelling in Literacy. It's designed to engage students of all abilities, combining education and sensory stimulation for a truly inclusive learning environment.

With the Integrex Immersive Classroom, your space becomes a hub of creativity, collaboration, and innovation—tailored entirely to your needs. Bring lessons to life like never before. Let's make learning extraordinary.

Our expert Team will work closely with you to create a sensory experience that's both functional and affordable.

Scan the QR Code above to book your **FREE** room consultation to ensure you make the best use of your space and budget.



Bubble-Lusion



SCAN HERE

Immerse yourself in the calming motion of colourful bubbles that dance within a vibrant LED-lit environment. This Panel combines dynamic visuals with gentle sounds, creating a serene and engaging sensory experience.



Captivating Visuals

The Bubble-Lusion provides captivating visual and auditory experiences to engage the senses. Promote emotional regulation through calming visuals and sounds.



Improved Attention

The captivating visuals of the Bubble-Lusion can help individuals with attention difficulties to focus and concentrate.



Calming and Relaxation

The repetitive and rhythmic nature of the Bubble-Lusion can create a sense of peace and tranquility, helping to reduce Anxiety and Stress levels.



Sensory Regulation

The Bubble-Lusion provides a controlled and predictable sensory input, helping individuals with sensory processing challenges to self-regulate and manage their responses.



Price From
£1025
+VAT

Enhancements

Wireless Cube

+ £250

Wireless Large Button

+ £250



Spectra-Sync



SCAN HERE

The Spectra-Sync Panel is an interactive sensory experience. It combines vibrant colours and patterns with responsive sound, creating a dynamic and engaging environment. Ideal for Sensory Rooms and Therapy settings, it encourages exploration and sensory development. The panel's engaging visuals and auditory feedback provide a stimulating experience for users of all ages and abilities.



13 Selectable Modes

The Spectra-Sync Panel offers multiple modes, including colour-changing effects, sound-responsive features and interactive touch setting.



Improved Attention

The captivating visuals of the Spectra-Sync can help individuals with attention difficulties to focus and concentrate.



Vocalisation Encouragement

The visual feedback can motivate users to vocalise, which can be beneficial for communication development.



Sensory Regulation

The Spectra-Sync provides a controlled and predictable sensory input, helping individuals with sensory processing challenges to self-regulate and manage their responses.

Enhancements

Wireless Cube

+ £250

Wireless Large Button

+ £250

Price From

£895

+VAT



Snow-Scape



SCAN HERE

The Snow-Scape Panel offers a tranquil, nature-inspired sensory experience, simulating the gentle fall of snow with its soothing visuals and tactile interaction. Ideal for creating a calming ambiance, this Panel encourages relaxation and sensory engagement, making it perfect for Sensory Rooms, Therapy Spaces or any environment where peaceful, immersive experiences are needed.



9 Selectable Modes

The Snow-Scape Panel offers multiple modes, including colour-changing effects and interactive touch setting.



Improved Attention

The captivating visuals of the Snow-Scape can help individuals with attention difficulties to focus and concentrate.



Calming and Relaxation

The repetitive and rhythmic nature of the Snow-Scape can create a sense of peace and tranquility, helping to reduce Anxiety and Stress levels.



Sensory Regulation

The Snow-Scape provides a controlled and predictable sensory input, helping individuals with sensory processing challenges to self-regulate and manage their responses.



Price From

£895

+VAT

Enhancements

Wireless Cube

+ £250

Wireless Large Button

+ £250



Infinity-Glow



SCAN HERE

The Infinity-Glow Panel creates a captivating visual experience with its mesmerising display of glowing lights that appear to stretch endlessly, offering a sense of depth and wonder. This Interactive Panel engages users with its soothing light effects, perfect for creating a calming atmosphere or sparking curiosity in Sensory Rooms, Therapy Spaces or interactive environments.




9 Selectable Modes

The Infinity-Glow Panel offers multiple modes, including colour-changing effects and interactive touch setting.



Improved Attention

The captivating visuals of the Infinity-Glow can help individuals with attention difficulties to focus and concentrate.



Calming and Relaxation

The repetitive and rhythmic nature of the Infinity-Glow can create a sense of peace and tranquility, helping to reduce Anxiety and Stress levels.



Sensory Regulation

The Infinity-Glow provides a controlled and predictable sensory input, helping individuals with sensory processing challenges to self-regulate and manage their responses.

Enhancements

Wireless Cube

+ £250

Wireless Large Button

+ £250

Price From

£895

+VAT



Infinity-Tile



SCAN HERE

The Infinity-Tile creates a captivating visual experience with its mesmerising display of glowing lights that appear to stretch endlessly, offering a sense of depth and wonder. This Interactive Panel engages users with its soothing light effects, perfect for creating a calming atmosphere or sparking curiosity in Sensory Rooms, Therapy Spaces or interactive environments.



Easy Installation

The Infinity-Tile, which can also be mounted to a Wall, is a seamless addition to a suspended Ceiling, offering an unobtrusive and user-friendly Infinity Panel.



Improved Attention

The captivating visuals of the Infinity-Tile can help individuals with attention difficulties to focus and concentrate.



Calming and Relaxation

The repetitive and rhythmic nature of the Infinity-Tile can create a sense of peace and tranquility, helping to reduce Anxiety and Stress levels.



Sensory Regulation

The Infinity-Tile provides a controlled and predictable sensory input, helping individuals with sensory processing challenges to self-regulate and manage their responses.



Price From

£495

+VAT

Enhancements

Wireless Cube

+ £250

Wireless Large Button

+ £250



Mood Wave



SCAN HERE

The Mood Wave Colour Wash RGB Lighting offers a dynamic and customisable lighting experience, allowing users to select from a spectrum of vibrant colours to create the perfect ambiance. Ideal for enhancing any environment, it provides soothing, visually stimulating effects that can be tailored to suit individual preferences or needs.



Customisable Atmosphere

The ability to change colours and lighting effects helps create a calming, stimulating or focused environment tailored to individuals needs.



Emotional Regulation

Lighting can influence mood and relaxation, helping individuals manage Stress, Anxiety or stimulation in a controlled, supportive setting.



Various Control Options

Versatile control options, allowing users to adjust the lighting to their preference using the App, Colour Dial, Large Button Controller or Soft Padded Cube.



Sensory Stimulation

The Infinity-Glow provides a controlled and predictable sensory input, helping individuals with sensory processing challenges to self-regulate and manage their responses.

Options

2 Metre Moodwave
+ £140

3 Metre Moodwave
+ £280

4 Metre Moodwave
+ £410

5 Metre Moodwave
+ £540

Price From

£180

+VAT

Enhancements

Wireless Cube Control
+ £250

Large Button Control
+ £250



Sensory Aids



SCAN HERE



Waterless Tubes

The Waterless Sensory Tube is a maintenance-free alternative to traditional Bubble Tubes, making it perfect for any Sensory Room. It delivers the same captivating visual effects without the need for water or regular upkeep. Effortlessly versatile, it can be controlled via a Remote, a Soft-Padded Cube or a passive colour cycle, offering an engaging and hassle-free sensory experience.

Bubble Tubes

The Bubble Tube is a timeless centrepiece for any Sensory Room, offering mesmerising visual effects and gentle bubbling sounds that create a calming atmosphere. Designed for versatility, it can be controlled with a Remote, a Soft-Padded Cube or a passive color cycle, allowing for fully customisable interactions. Its captivating display makes it an essential addition to any sensory environment.



Fibre Optics

Fibre Optics provide a stunning sensory experience, available as standalone strands or integrated into features like Fibre Optic Showers, Shelves or Soft padded Plinths, with control options including a Remote, Soft-Padded Cube or passive colour cycle for versatile interaction.

Custom Soft Padding

Our custom Soft Padding is designed to enhance safety, comfort and creativity in Sensory Spaces. Tailored to your specifications, it can be crafted to fit Walls, Floors, Plinths or even create bespoke seating. Made from durable, high-quality materials, our Soft Padding not only cushions and protects but also adds a vibrant, tactile element to the environment.



Sensory Integration

Our Sensory Integration range is designed to promote physical development, coordination and sensory processing in engaging and therapeutic ways. We offer Body Rollers for deep-pressure stimulation, Climbing Frames to enhance strength and motor skills, Therapeutic Slides for balance and sensory regulation.

Tactile Panels

We offer a diverse range of Tactile Panels designed to engage the senses through touch, sight and interaction. From textured surfaces and interactive elements to vibrant colours and captivating patterns.



Swings

We provide a versatile range of Swings to support sensory integration and promote relaxation. Our collection includes standalone Swing Frames and Ceiling mounted options.

Aromatherapy



SCAN HERE

Our Aromatherapy Units, including the advanced SENSE Scent 3 and 5 DMX, enhance sensory experiences through scent diffusion. Control multiple scents and integrate with lighting and sound for immersive environments. For simpler needs, use our basic Aroma Blocks and Cubes to introduce calming or stimulating scents.



Mood Enhancement

Certain smells can uplift mood, boost energy and promote mental clarity.



Personalised Experience

With a wide range of scents available, Aromatherapy can be tailored to individual needs, creating a truly customised sensory environment for relaxation, focus or stimulation.



Holistic Therapy

Aromatherapy adds a multi-sensory approach to therapeutic environments, providing a natural and non-invasive way to support physical, emotional and mental well-being.



Calming and Relaxation

Aromatherapy promotes a soothing atmosphere, reducing Stress and Anxiety with calming scents like Lavender and Chamomile.

+300
Scent
Options



How To Order



SCAN HERE

Ordering from Integrex Limited is simple and tailored to your needs. For Sensory Rooms and Immersive Environments, we offer personalised consultations either onsite or via Teams to ensure your space is optimally designed and equipped. For products such as the SENSE range and Interactive Screens, you can conveniently place your order online through our Website. We also accept purchase orders from local authorities, the NHS, and other organisations, providing a seamless process for public sector and large-scale projects. Our Team is here to guide you every step of the way to create the perfect Sensory or Immersive Environment.



Online Ordering

To place an order online, add the product to your basket. When you have finished shopping, process to the checkout and pay with a card. Some products are only available to purchase via email or telephone, If the “buy it now” option isn’t available, please contact Integrex using one of the methods listed below.



Ordering by Telephone

Orders can be accepted over the telephone provided an official order number is given and a confirmation email is received. Please call the Sales Team on +44 1283 551551



Ordering by Email

Please send purchase orders to sales@integrex.co.uk, including the item, quantity, description and quotation number (if applicable). For Health and Education Authority orders, please specify the invoice address, payment responsibility, full delivery address and contact details.



Our **FREE** personalised consultation will help us design the ideal Sensory Room and Environment, meeting all your requirements. From Bubble Tubes and Sensory Lights to Soft Padding and Interactive options, our bespoke offering is perfect for those seeking a tailored solution.

All prices exclude VAT and Delivery

Scan the QR Code above to book your **FREE** room consultation to ensure you make the best use of your space and budget.

